



TECHNICAL DATA

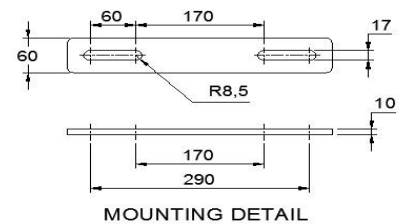
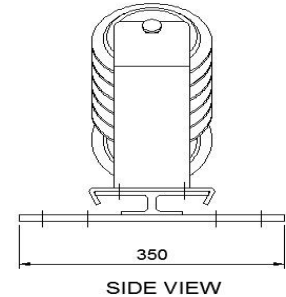
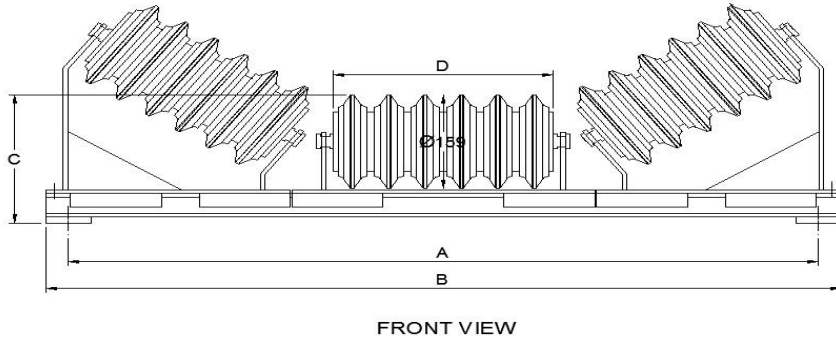
Tru-Trac Slider Trough Frame Impact Idler Dia159 (40 Series)

Doc. No: TTMQ869

Page: 1 of 1

Rev: 0

Date: 16.09.2021



Code	Belt width	A	B	C	D (Face Length)	Shaft Dia.	Weight (Kg)
TTSTF60GL159	600	838	898	288	240	25	28
TTSTF75GL159	750	990	1050	288	290	25	35
TTSTF80GL159	800	1090	1150	288	300	25	37
TTSTF90GL159	900	1144	1204	288	340	25	42
TTSTF105GL159	1050	1296	1356	288	390	25	48
TTSTF120GL159	1200	1448	1508	288	450	25	55
TTSTF135GL159	1350	1600	1660	288	500	25	62
TTSTF140GL159	1400	1700	1760	288	536	25	64
TTSTF150GL159	1500	1752	1812	313	560	25	69
TTSTF160GL159	1600	1904	1964	313	586	25	73
TTSTF165GL159	1650	1904	1964	313	610	25	75
TTSTF180GL159	1800	2058	2118	313	660	25	82
TTSTF200GL159	2000	2210	2270	313	740	25	92
TTSTF210GL159	2100	2362	2422	313	765	25	97
TTSTF220GL159	2200	2420	2480	313	800	25	101
TTSTF230GL159	2300	2515	2575	313	840	25	105
TTSTF240GL159	2400	2668	2728	313	870	25	111
TTSTF250GL159	2500	2770	2830	313	885	25	115
TTSTF260GL159	2600	2820	2880	313	965	25	119

Angle Is Not Adjustable

All dimensions in mm

* As Per Mine Spec OR Roller Sample

* Specify Degree Angle 25/35/45

Non standard trackers can be made to customer specifications

TRU-TRAC ROLLERS (PTY) LTD

Tel: +27 (12) 661-9531 Fax: +27 (12) 661-9489 Web Page: <http://www.tru-trac.com>

Email: info@tru-trac.com PO Box 8707 Centurion 0046